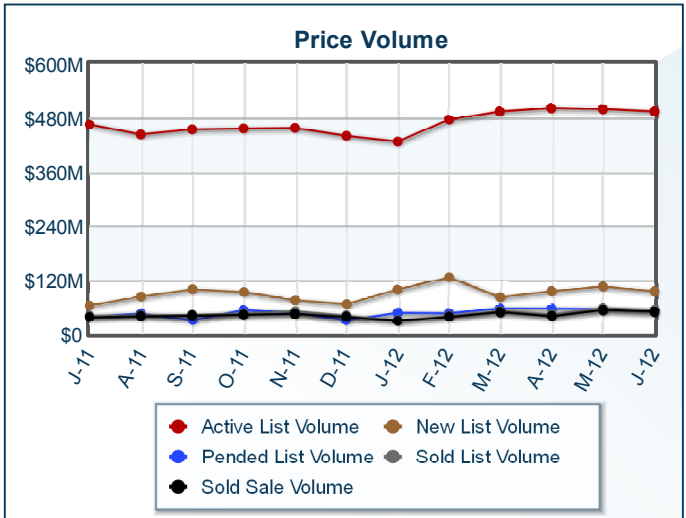
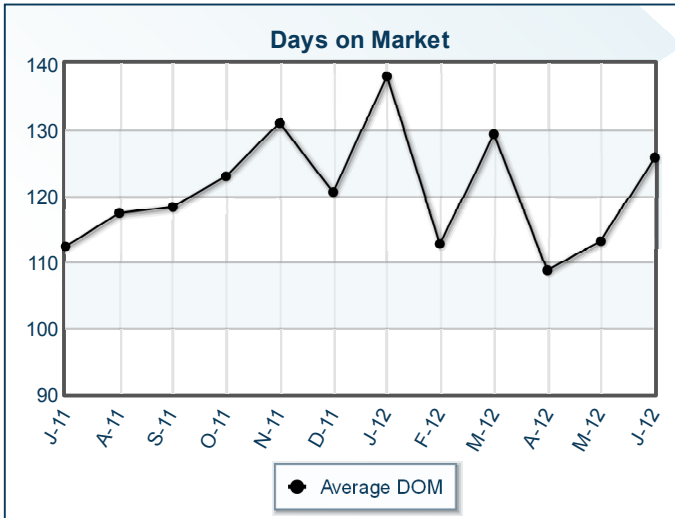
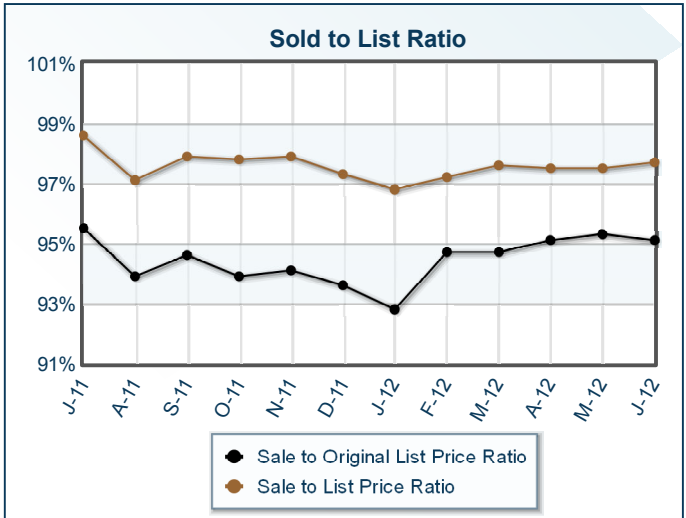
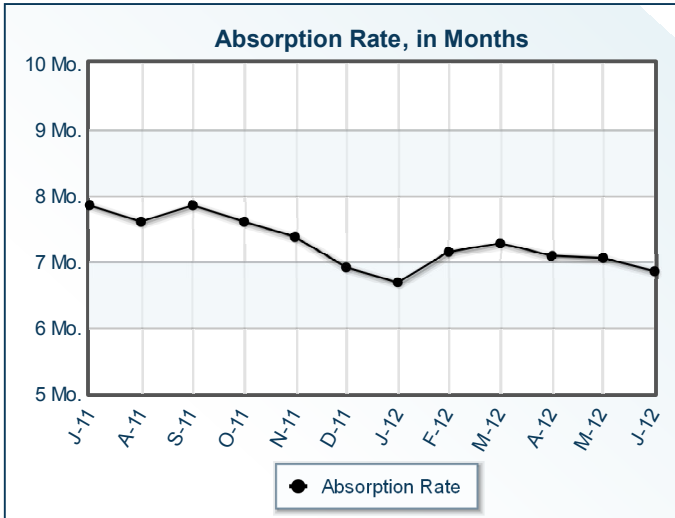
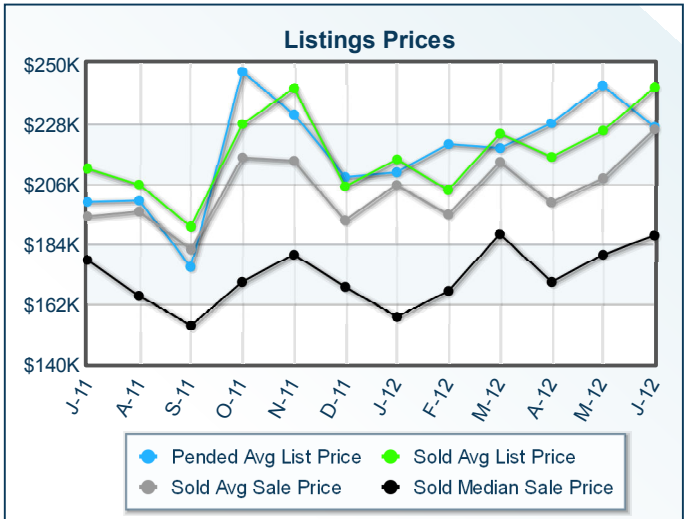
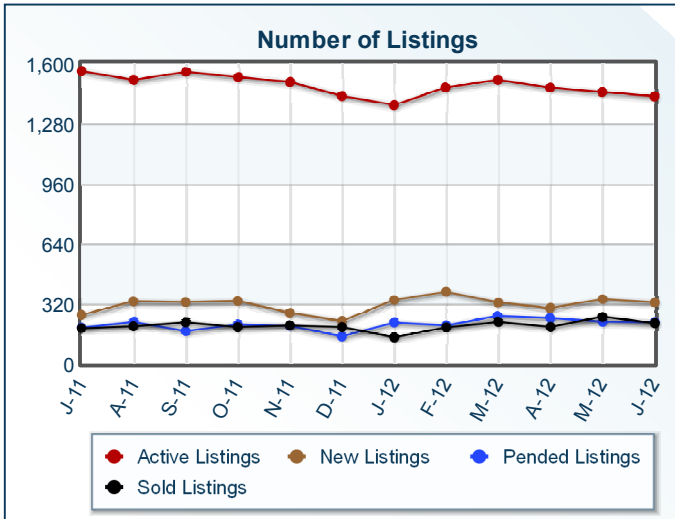


# Market Summary

Greater St. George Residential, June 2012



<b>Summary Statistics</b>						
	<b>Jun-12</b>	<b>Jun-11</b>	<b>% Chg</b>	<b>2012 YTD</b>	<b>2011 YTD</b>	<b>% Chg</b>
Absorption Rate	6.85	8.97	-23.63	7.01	9.22	-23.97
Average List Price	\$346,465	\$295,957	17.07	\$301,464	\$276,481	9.04
Median List Price	\$234,900	\$212,300	10.65	\$219,900	\$199,900	10.01
Average Sale Price	\$225,851	\$188,583	19.76	\$208,451	\$197,220	5.69
Median Sale Price	\$187,000	\$160,000	16.88	\$174,900	\$165,473	5.70
Average DOM	125	122	2.46	120	127	-5.51
Median DOM	92	92	0.00	89	94	-5.32

<b>Sold Listings</b>						
	<b>This Month</b>			<b>Year to Date</b>		
	<b>2012</b>	<b>2011</b>	<b>% Chg</b>	<b>2012</b>	<b>2011</b>	<b>% Chg</b>
0-30k	2	1	100.0	10	9	11.1
30k-40k	1	2	-50.0	12	10	20.0
40k-50k	2	5	-60.0	15	21	-28.6
50k-60k	2	5	-60.0	19	28	-32.1
60k-70k	5	3	66.7	14	33	-57.6
70k-80k	3	6	-50.0	23	37	-37.8
80k-90k	8	9	-11.1	40	44	-9.1
90k-100k	5	13	-61.5	43	48	-10.4
100k-120k	11	26	-57.7	80	95	-15.8
120k-140k	20	28	-28.6	124	128	-3.1
140k-160k	16	41	-61.0	121	123	-1.6
160k-180k	25	20	25.0	114	116	-1.7
180k-200k	15	17	-11.8	88	73	20.5
200k-250k	38	49	-22.4	162	194	-16.5
250k-300k	15	17	-11.8	117	89	31.5
300k-400k	22	20	10.0	115	90	27.8
400k-500k	8	11	-27.3	40	49	-18.4
500k+	13	6	116.7	55	49	12.2
<b>Totals</b>	<b>211</b>	<b>279</b>	<b>-24.4</b>	<b>1192</b>	<b>1236</b>	<b>-3.6</b>

<b>Pending Listings</b>						
	<b>This Month</b>			<b>Year to Date</b>		
	<b>2012</b>	<b>2011</b>	<b>% Chg</b>	<b>2012</b>	<b>2011</b>	<b>% Chg</b>
0-30k	2	1	100.0	9	11	-18.2
30k-40k	0	0	0.0	10	6	66.7
40k-50k	0	5	-100.0	16	24	-33.3
50k-60k	1	4	-75.0	14	31	-54.8
60k-70k	5	1	400.0	24	45	-46.7
70k-80k	6	4	50.0	31	32	-3.1
80k-90k	3	7	-57.1	36	50	-28.0
90k-100k	7	12	-41.7	44	51	-13.7
100k-120k	15	17	-11.8	98	101	-3.0
120k-140k	21	19	10.5	123	134	-8.2
140k-160k	22	34	-35.3	131	151	-13.2
160k-180k	22	24	-8.3	142	115	23.5
180k-200k	18	18	0.0	104	97	7.2
200k-250k	35	36	-2.8	188	201	-6.5
250k-300k	26	13	100.0	139	125	11.2
300k-400k	19	27	-29.6	140	120	16.7
400k-500k	8	6	33.3	48	57	-15.8
500k+	11	12	-8.3	70	60	16.7
<b>Totals</b>	<b>221</b>	<b>240</b>	<b>-7.9</b>	<b>1367</b>	<b>1411</b>	<b>-3.1</b>

<b>Active Listings</b>						
	<b>This Month</b>			<b>Year to Date</b>		
	<b>2012</b>	<b>2011</b>	<b>% Chg</b>	<b>2012</b>	<b>2011</b>	<b>% Chg</b>
0-30k	5	6	-16.7	15	24	-37.5
30k-40k	4	14	-71.4	16	25	-36.0
40k-50k	5	19	-73.7	35	44	-20.5
50k-60k	13	23	-43.5	35	60	-41.7
60k-70k	26	36	-27.8	53	94	-43.6
70k-80k	28	26	7.7	59	80	-26.2
80k-90k	31	50	-38.0	68	115	-40.9
90k-100k	30	45	-33.3	83	113	-26.5
100k-120k	59	87	-32.2	173	211	-18.0
120k-140k	78	133	-41.4	213	323	-34.1
140k-160k	102	144	-29.2	262	329	-20.4
160k-180k	105	126	-16.7	271	304	-10.9
180k-200k	94	112	-16.1	222	254	-12.6
200k-250k	200	238	-16.0	466	528	-11.7
250k-300k	180	195	-7.7	400	413	-3.1
300k-400k	191	204	-6.4	455	412	10.4
400k-500k	73	80	-8.7	164	179	-8.4
500k+	202	195	3.6	372	361	3.0
<b>Totals</b>	<b>1426</b>	<b>1733</b>	<b>-17.7</b>	<b>3362</b>	<b>3869</b>	<b>-13.1</b>

<b>New Listings</b>						
	<b>This Month</b>			<b>Year to Date</b>		
	<b>2012</b>	<b>2011</b>	<b>% Chg</b>	<b>2012</b>	<b>2011</b>	<b>% Chg</b>
0-30k	0	3	-100.0	7	14	-50.0
30k-40k	1	1	0.0	8	16	-50.0
40k-50k	4	3	33.3	22	27	-18.5
50k-60k	4	6	-33.3	18	35	-48.6
60k-70k	3	7	-57.1	36	56	-35.7
70k-80k	3	8	-62.5	36	45	-20.0
80k-90k	9	6	50.0	40	74	-45.9
90k-100k	9	3	200.0	47	59	-20.3
100k-120k	18	25	-28.0	101	129	-21.7
120k-140k	20	34	-41.2	113	189	-40.2
140k-160k	27	32	-15.6	174	212	-17.9
160k-180k	29	29	0.0	165	167	-1.2
180k-200k	17	24	-29.2	131	130	0.8
200k-250k	57	47	21.3	277	285	-2.8
250k-300k	41	44	-6.8	250	238	5.0
300k-400k	40	32	25.0	284	234	21.4
400k-500k	17	6	183.3	106	98	8.2
500k+	28	16	75.0	206	168	22.6
<b>Totals</b>	<b>327</b>	<b>326</b>	<b>0.3</b>	<b>2021</b>	<b>2176</b>	<b>-7.1</b>

Information is deemed to be reliable, but is not guaranteed. © 2012 [MLS](#) and [FBS](#).  
Prepared by RYAN J. ANDERSEN, GRI,ABR on Wednesday, August 15, 2012 9:44 PM